



Made 2 Measure



The Smart Balustrade Post Kit System

With Smart Assembly Features, saving you time & money

The Company

We present ourselves as a company which has been manufacturing stainless steel accessories for over three decades. We specialise in balustrade & handrails balustrade systems, assisting the balustrading industry, to maintain high standards of quality & safety.

Design, Innovation and Flexibility, The only True Balustrade kit Systems!

A Quick rundown on the easy way of assembly:

- Plant your ready-made posts to the selected position and plant into place with our easy fix method.
- Once in place and planted, cut the top rail to size by cutting by hand, fit the top rail into the post sleeve by inserting the easy fix method. Secure to the post. There is no welding, mitring, nor expensive joints needed.
- Simply twist the tube infill to suit the stair angle you require. No fuss, no hassles. We have the solution.

The design of EZRail balustrade systems, has been designed and patented for the need for products that are functional.

EZRails readymade design innovations, follow the premise that sustainable design means doing the most with the least means.

Our products have been certified by SABS and meet all the safety aspects set for today's designer trends.

Choose your Self Assembled Post Kit from the Easy Post Guide

Horizontal Tube

Glass with Top Rail

Glass without Top Rail

Pool

Cable

Vertical

Handrail Components options



Horizontal Tube Balustrades Material Guide



sales@ezrails.co.za

1 Determine the Railing Materials you'll need to Complete your project. Follow steps A,B,C , and D.

A Measure the area where the railing is to be installed.

B Determine the Quantity of Posts needed.

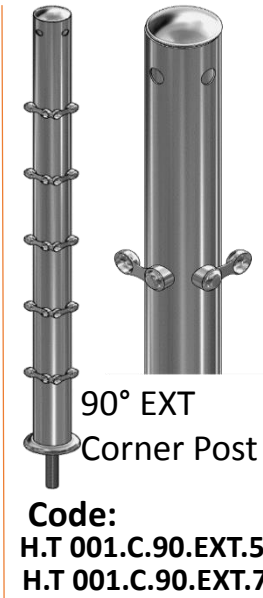
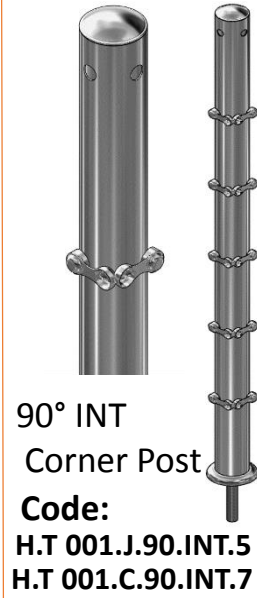

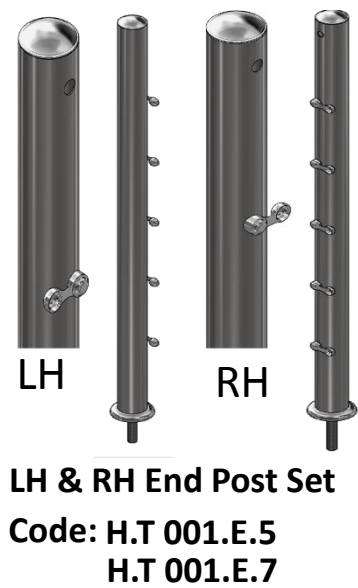
C Determine the Quantity of Top rail & filler's needed.

D Determine the Quantity of Sleeves for Top Rail Post Assembly needed.





2 Once you've made your selection, use the item codes below to add the items to your shopping cart.


Now select your Horizontal Tube Railing Posts



Next, Select your Top Railing & Tube Filler (in-fill)

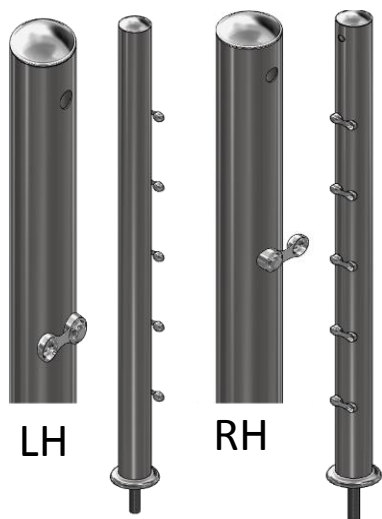


Finally, Select your Top Rail to Post Connector Assembly



Horizontal Tube Balustrades Material Guide

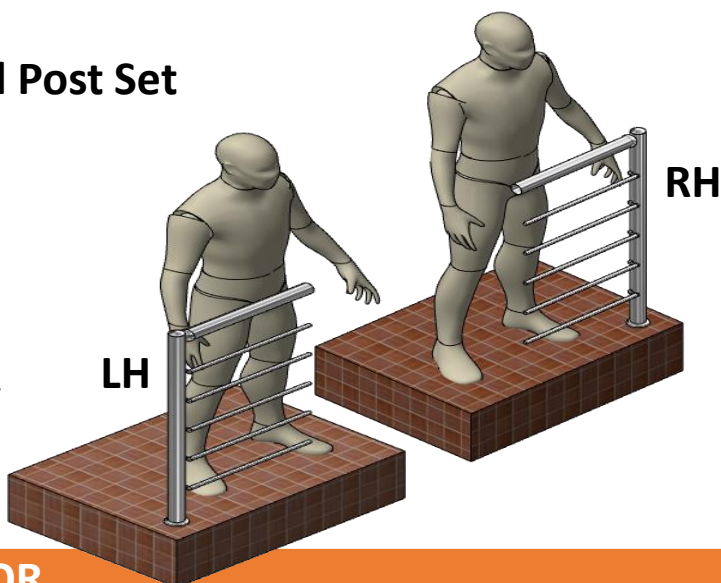
Now select your Horizontal Tube Railing Posts



LH & RH End Post Set

Code:
H.T 001.E.5
H.T 001.E.7

NB: Accommodates
Any Stair Angle
Straight section

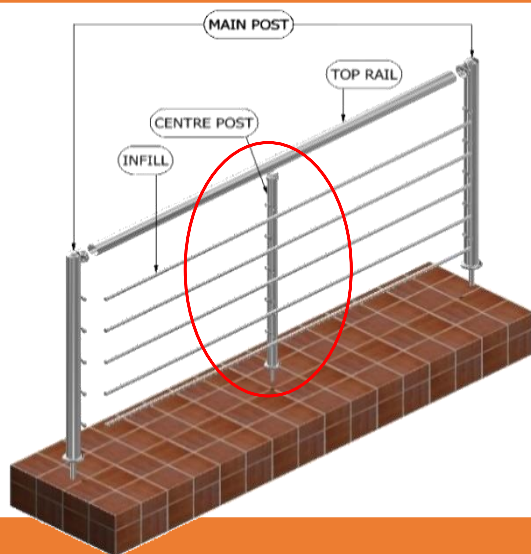
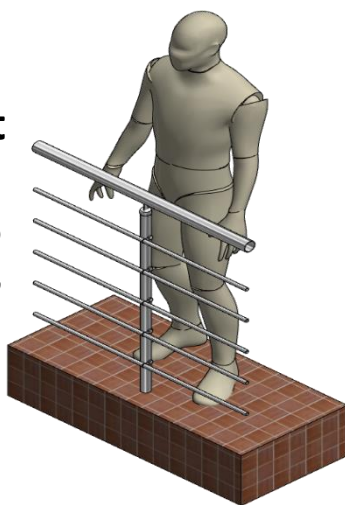


ADD TOP RAIL SLEEVE CONNECTOR



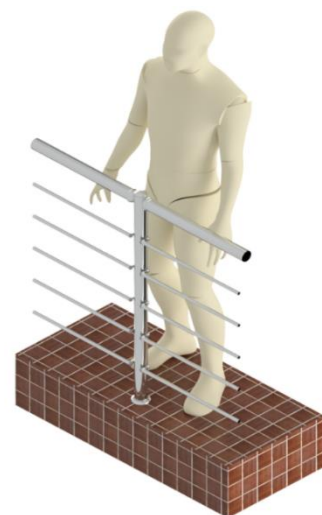
Centre Post
Code:
H.T 001.C.5
H.T 001.C.7

NB: Accommodates
Any Stair Angle
Straight section



180° Joining Post
Code:
H.T 001.J.180.5
H.T 001.J.180.7


NB: Accommodates
Any Stair Angle
Straight section



ADD TOP RAIL SLEEVE CONNECTOR

Horizontal Tube Balustrades Material Guide


Now select your Horizontal Tube Railing Posts




90° INT
Corner Post
H.T 001.J.90.INT.5
H.T.001.J.90.INT.7

NB: Accommodates
Any Stair Angle
Straight section

Internal Corner



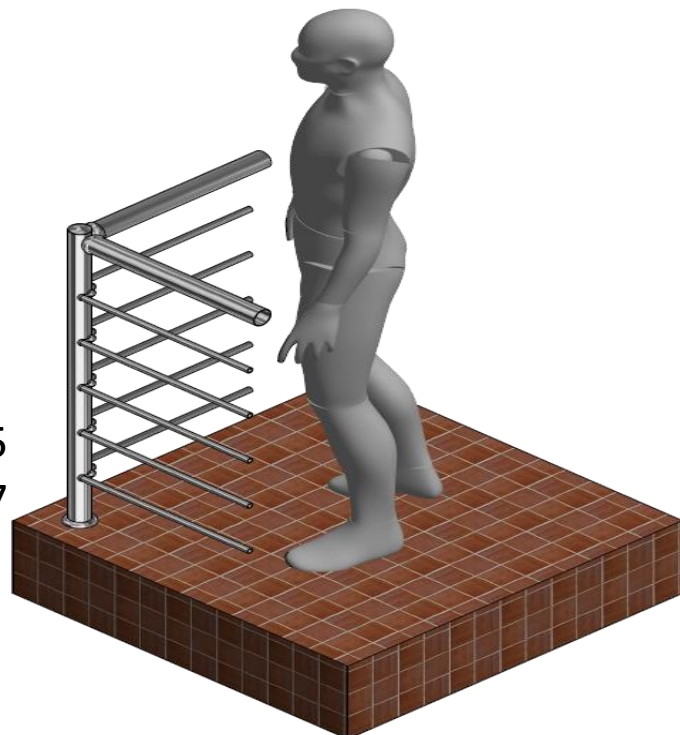
ADD TOP RAIL SLEEVE CONNECTOR



90 Ext
Corner
H.T 001.C.90.EXT.5
H.T 001.C.90.EXT.7

NB: Accommodates
Any Stair Angle
Straight section

External Corner



ADD TOP RAIL SLEEVE CONNECTOR

Horizontal Tube Balustrades Material Guide

Now select your Horizontal Tube Railing Posts



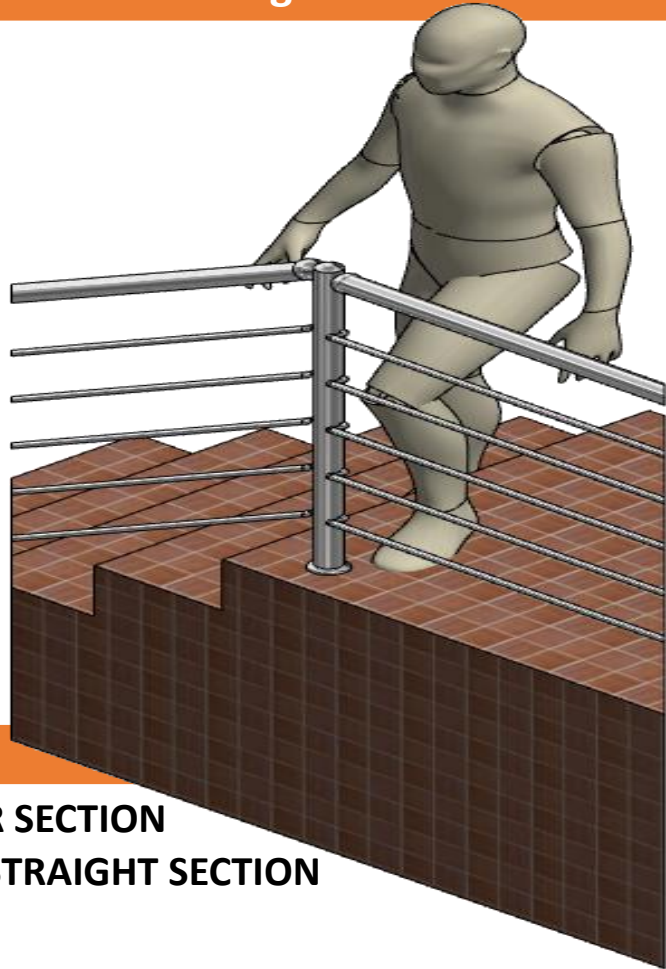
180° Joining Post

Code:

H.T 001.J.180.5

H.T 001.J.180.7

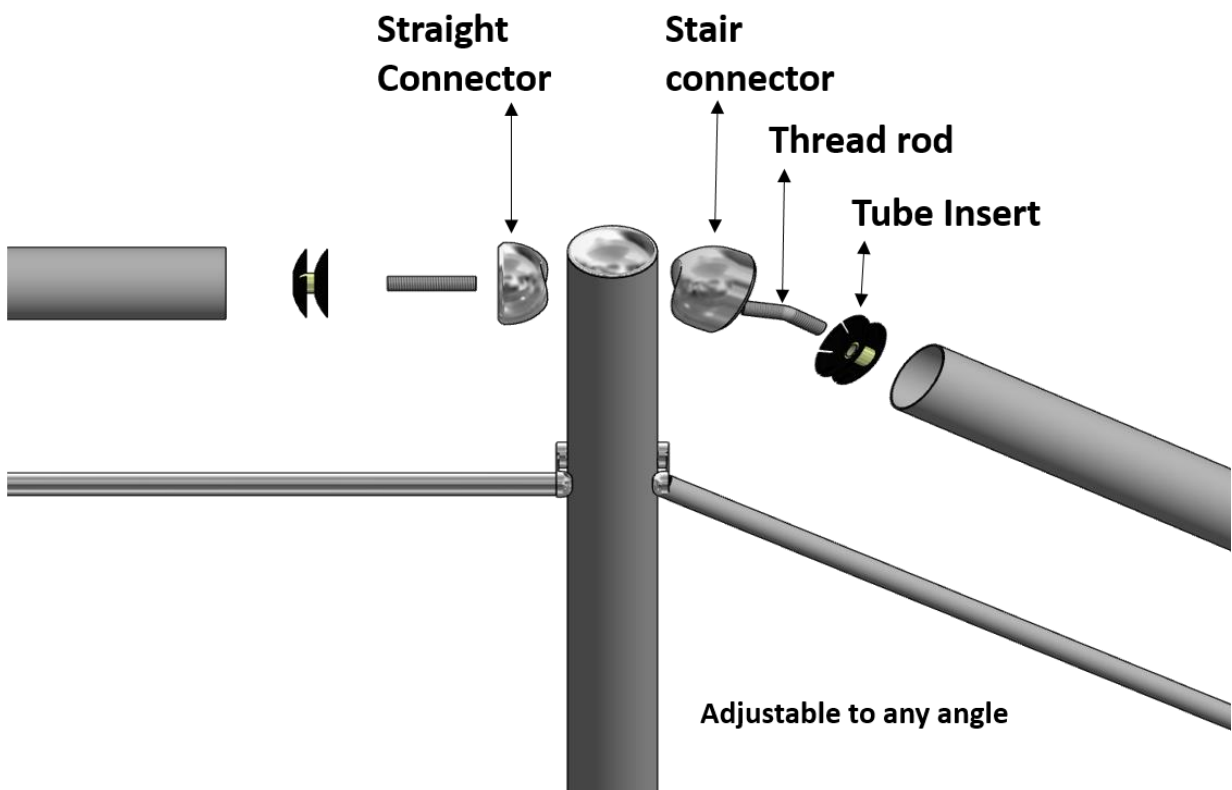
**NB: Accommodates
Any Stair Angle
Straight section**



ADD TOP RAIL SLEEVE CONNECTOR

USE STAIR CONNECTOR SLEEVE FOR STAIR SECTION

USE STRAIGHT CONNECTOR SLEEVE FOR STRAIGHT SECTION





Horizontal Tube Balustrades Material Guide

Select your Post Fix Options

Substrate

- Concrete
- Steel
- Wood
- Composite
- Glass


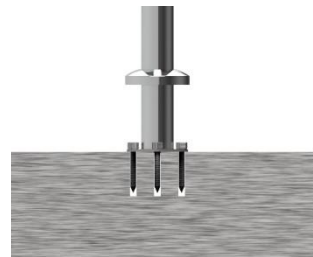


Substrate

Tread Fixing Top Fix

Flange Fix Top Fix

Side Fix



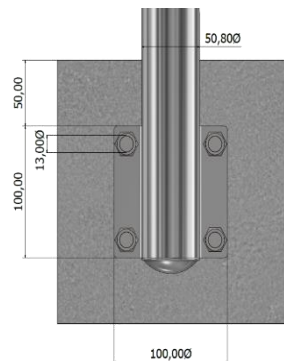
M16/ M12 Stud Post Fixing
Threaded stud supplied separately



Sikadur Epoxy adhesive AP



M12x75



Contact Us



EZ Rails®

sales@ezrails.co.za • www.ezrails.co.za



Head Office

1006 Ergon Road, 11 Keymax Park, Lyttelton Manor,
South Africa

Tel: 010 0407892 help@ezrails.co.za

EZRAILS SOUTH AFRICA: Johannesburg, Cape Town, Durban,
Bloemfontein, Port Elizabeth, Polokwane, Nelspruit,

Full Service also offered in:

Zimbabwe, Botswana, Zambia, Mozambique, Namibia, Mauritius,

EZ Rails®