



EZ Rails®

BALUSTRADING SOLUTIONS

Made 2 Measure



The Smart Balustrade Post Kit System

With Smart Assembly Features, saving you time & money

The Company

We present ourselves as a company which has been manufacturing stainless steel accessories for over three decades. We specialise in balustrade & handrails balustrade systems, assisting the balustrading industry, to maintain high standards of quality & safety.

Design, Innovation and Flexibility, The only True Balustrade kit Systems!

A Quick rundown on the easy way of assembly:

- Plant your ready-made posts to the selected position and plant into place with our easy fix method.
- Once in place and planted, cut the top rail to size by cutting by hand, fit the top rail into the post sleeve by inserting the easy fix method. Secure to the post. There is no welding, mitring, nor expensive joints needed.
- Simply twist the tube infill to suit the stair angle you require. No fuss, no hassles. We have the solution.

The design of EZRail balustrade systems, has been designed and patented for the need for products that are functional.

EZRails readymade design innovations, follow the premise that sustainable design means doing the most with the least means.

Our products have been certified by SABS and meet all the safety aspects set for today's designer trends.

Choose your Self Assembled Post Kit from the Easy Post Guide

Horizontal Tube

Glass with Top Rail

Glass without Top Rail

Pool

Cable

Vertical

Handrail Components options

Side Wall Mount Handrail Material Guide



sales@ezrails.co.za

1 Determine the Railing Materials you'll need to Complete your project. Follow steps A,B,C AND D.

A Measure the area where the railing is to be installed.

B Determine the Quantity of Top Rail needed.


C Determine the Quantity of Handrail brackets needed.

D Determine the Quantity of End Caps needed.



2 Once you've made your selection, use the item codes below to add the items to your shopping cart.

Now select your Top Rail




Top Rail \varnothing 50.8 Tube
Code 6m.50.8 STS




Top Rail \varnothing 50,8 Meranti
Code: 3.6m.50.M

Finally, Select your brackets



Side Wall Bracket
Code: SWB 001



Finally, Select your End Caps



End Cap
Code: EC.001





TECHNICAL SUPPORT ON CUSTOMER DESIGN

Our handrail engineer team can offer technical support on customer design, based on your sample or drawing.

Balustrade Components



sales@ezrails.co.za

1 Once you've made your selection, use the item codes below to add the items to your shopping cart.

Epoxy



1L Sika Epoxy A+B
Code:

5L Sika Epoxy A+B



300ML Sika Anchor fix
Code: Sika 300ml

PRODUCT DATA SHEET

Sikadur®-AP
All Purpose Epoxy Adhesive Paste
USE

•General bonding and patching of Brick, concrete, wood, asbestos, ceramics, metal.

CHARACTERISTICS AND ADVANTAGES

- Easy to mix and apply.
- Components of different colours to ensure thorough mixing.
- Convenient 1 to 1 mix.
- Excellent adhesion.
- Can be applied to damp surfaces.
- Ideal for vertical and overhead applications.
- High abrasion resistance.
- Can be smoothed off with water.

COLOUR

Part A: White Part B: Light brown Part A+ B mixed: Beige

Contact Us



EZ Rails®

sales@ezrails.co.za • www.ezrails.co.za



Head Office

1006 Ergon Road, 11 Keymax Park, Lyttelton Manor,
South Africa

Tel: 010 0407892 help@ezrails.co.za

EZRAILS SOUTH AFRICA: Johannesburg, Cape Town, Durban,
Bloemfontein, Port Elizabeth, Polokwane, Nelspruit,

Full Service also offered in:

Zimbabwe, Botswana, Zambia, Mozambique, Namibia, Mauritius,

EZ Rails®